

UNIX

contract collection

made for business

BANLIGHT DUO FR & BANLIGHT DUO FR XL

Vertical & Roller Blind Fabric Specification

BANLIGHT DUO FR

FIRE RETARDANT

ANTI-MILDEW COATING

BLACKOUT FABRIC

BANLIGHT DUO FR XL

WIDE WIDTH

FIRE RETARDANT

ANTI-MILDEW COATING

BLACKOUT FABRIC

Swanmac • Ltd

BANLIGHT DUO FR & BANLIGHT DUO FR XL

Vertical & Roller Blind Fabric Specification

KEY FEATURES:



- Fabric composition:** 100% Polyester
- Fire retardancy:** Conforms to; EN 13773 : 2003 Class 1; BS5867 - 2, Type B : 2008 for fire retardancy when tested in accordance with BS5438 : 1989
- Shading:** Block-out - Recommend for computer environments
- Moisture resistance:** Acticide Coated - Suitable for moist conditions

STANDARD SPECIFICATIONS:

- Colour range:** 48 (20 in XL)
- Louvre widths available:** 89mm (3^{1/2}"); 127mm (5")
- Roller fabric width:** 200cm: nominal (78.7")
- XL Roller fabric width:** 240cm: nominal (94.5")
- Typical fabric weight:** 330gsm - (+/-10)
- Fabric thickness:** 0.45mm - nominal
- Colourfast:** Conforms to; BS5867 - 1 : 2004 for light fastness to Grade 6 minimum when tested in accordance with ISO 105 - B02 : 1999
- Care instructions:** Wipe with damp sponge; Do not wash; Do not tumble dry; Do not Dry Clean; Do not iron

Colour	%Heat		%Light		S-C	Colour	%Heat		%Light		S-C
	T	R	T	R			T	R	T	R	
Angora*	0	67	0	75	0.29	Navy*	0	9	0	6	0.79
Anthracite*	0	11	0	11	0.77	Ocean	0	32	0	12	0.59
Atlantic Blue	0	15	0	7	0.74	Old Gold	0	48	0	39	0.46
Beige	0	62	0	61	0.33	Orchid	0	56	0	51	0.38
Black*	0	4	0	4	0.84	Pearl*	0	64	0	67	0.31
Blue	0	16	0	13	0.73	Pink	0	57	0	58	0.37
Bright White*	0	70	0	83	0.26	Powder Blue	0	53	0	55	0.41
Calico*	0	66	0	75	0.29	Rose	0	58	0	48	0.36
Cerise*	0	13	0	30	0.76	Sand*	0	37	0	39	0.55
Charcoal*	0	12	0	12	0.77	Scarlet	0	33	0	14	0.58
Concrete*	0	18	0	19	0.72	Silver*	0	51	0	54	0.43
Coral	0	49	0	35	0.44	Smokey Blue	0	47	0	49	0.46
Espresso	0	9	0	9	0.79	Stone Grey*	0	50	0	55	0.43
Forest Green*	0	10	0	7	0.78	Sunshine*	0	58	0	67	0.37
Fresh Apple	0	54	0	60	0.40	Taupe	0	37	0	34	0.55
Fuschia	0	19	0	61	0.70	Turquoise	0	28	0	26	0.63
Glacier Blue*	0	24	0	8	0.66	Vanilla*	0	61	0	72	0.34
Grape	0	18	0	32	0.71	White*	0	69	0	82	0.27
Green	0	45	0	40	0.48						
Grey*	0	40	0	41	0.52						
Heather	0	15	0	9	0.74						
Henna	0	47	0	32	0.46						
Indigo	0	5	0	6	0.83						
Iris*	0	15	0	9	0.74						
Kingfisher	0	41	0	31	0.51						
Lime	0	58	0	56	0.37						
Linen	0	60	0	67	0.35						
Mandarin	0	45	0	27	0.48						
Mulberry	0	32	0	11	0.59						
Mustard	0	46	0	28	0.47						

This data is based on: Tests conducted using double glazed 6mm float glass with 12mm air space. Blinds are fully closed.

Shading
co-efficients are calculated for radiation at normal incidence. Standard U value is 2.75 W/M2K = 0.49Btu/ft2hxF.


Important:
Performance data has been compiled with great care using the latest techniques. However it is advisable to check actual suitability of fabrics for a particular application before use.

In line with Eclipse's commitment to product development, specifications may be subject to change without notice.


Eclipse © Nov 2018 MSC4534

T = Transmitted : R = Reflected : S-C = Shading Co-efficient. Shading Co-efficients are expressed as a decimal between 0 and 1. The lower the figure, the higher the shading efficiency of the blind.


* Available as Banlight Duo FR XL




Bright White*




White*




Calico*




Angora*




Vanilla*




Beige




Linen




Pearl*




Stone Grey*




Sand*




Old Gold



Henna



Taupe



Espresso




Silver*




Concrete*




Grey*



Charcoal*



Anthracite*




Black*

* Available as Banlight Duo FR XL



Sunshine*




Mustard




Mandarin




Coral



Rose



Orchid




Pink



Fuschia




Scarlet



Cerise*




Heather




Grape




Iris*



Mulberry




Powder Blue



Smokey Blue



Kingfisher




Blue




Glacier Blue*



Atlantic Blue



Navy*



Indigo




Ocean



Turquoise




Fresh Apple



Lime



Green



Forest Green*